

MV-CH120-10CM/CC

12 MP 1.1" CMOS Camera Link Area Scan Camera



GEN<i>i>CAM



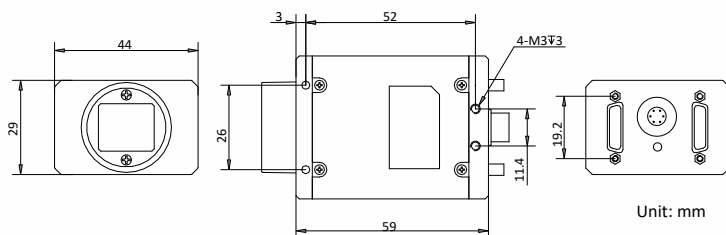
Introduction

MV-CH120-10CM/CC camera adopts Sony® IMX253 sensor to provide high-quality image. It uses Camera Link interface to transmit non-compressed images in real time with max. frame rate reaching 69.8 fps in full resolution.

Key Feature

- Adopts global shutter CMOS sensor providing wide dynamic range and high-quality image.
- Supports configuration modes of Base, Medium, Full and 80-bit via the Camera Link interface.
- Adopts compact design with mounting holes for flexible mounting.
- Compatible with Camera Link V2.0 Protocol, GenICam Standard, and the third-party software based on the protocol and standard.

Dimension



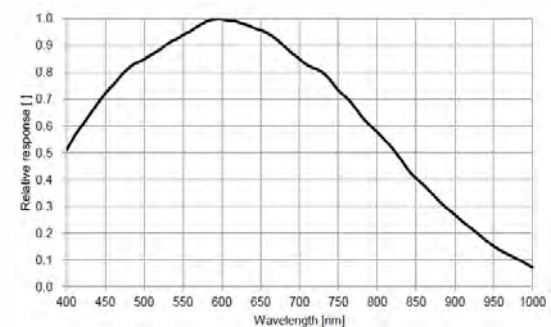
Available Model

- Mono camera: MV-CH120-10CM
- Color camera: MV-CH120-10CC

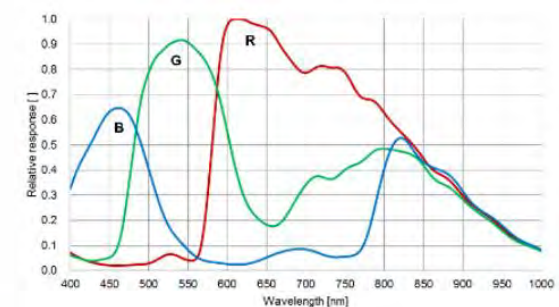
Applicable Industry

SMT/ PCB AOI, FPD, high-accuracy measurement, etc.

Sensor Quantum Efficiency



MV-CH120-10CM



MV-CH120-10CC



Specification

Model	MV-CH120-10CM	MV-CH120-10CC
Camera		
Sensor type	CMOS, global shutter	
Sensor model	Sony® IMX253	
Pixel size	3.45 μm × 3.45 μm	
Sensor size	1.1"	
Resolution	4096 × 3000 (Base/Medium/Full), 3840 × 3000 (80-bit)	
Max. frame rate	50.9 fps (Base/Medium/Full) 69.8 fps (80-bit)	51.4 fps (Base/Medium/Full) 68.1 fps (80-bit)
Configuration mode	Base, Medium, Full, 80-bit	
Tap geometry	1X2_1Y, 1X4_1Y, 1X8_1Y, 1X10_1Y	
Tap number	2 Taps, 4 Taps, 8 Taps, 10 Taps	1 Tap, 2 Taps, 4 Taps, 8 Taps, 10 Taps
Pixel clock	60 MHz, 70 MHz, 85 MHz	40 MHz, 60 MHz, 70 MHz, 85 MHz
Dynamic range	71.6 dB	
SNR	39.7 dB	
Gain	0 dB to 24 dB	
Exposure time	1 μs to 10 sec	
Exposure mode	Off/Once/Continuous exposure mode	
Mono/color	Mono	Color
Pixel format	Mono 8/10/12	Bayer RG 8/10/12, RGB 8
Binning	Not support	
Decimation	Not support	
Reverse image	Supports horizontal and vertical reverse image output	
Electrical feature		
Data interface	Camera Link with SDR interface	
Digital I/O	6-pin Hirose connector provides power and I/O, including opto-isolated input × 1 (Line 0), opto-isolated output × 1 (Line 1), bi-directional non-isolated I/O × 1 (Line 2).	
Power supply	9 VDC to 24 VDC	
Power consumption	Typ. 4.7 W@12 VDC	Typ. 4.68 W@12 VDC
Mechanical		
Lens mount	C-mount	
Dimension	44 mm × 29 mm × 59 mm (1.7" × 1.1" × 2.3")	
Weight	Approx. 100 g (0.2 lb.)	
Ingress protection	IP30 (under proper lens installation and wiring)	
Temperature	Working temperature: 0 °C to 50 °C (32 °F to 122 °F) Storage temperature: -30 °C to 70 °C (-22 °F to 158 °F)	
Humidity	20% to 80% RH, non-condensing	
General		
Client software	MVS or frame grabber software meeting with GenICam Protocol	
Operating system	32/64-bit Windows XP/7/10	
Compatibility	Camera Link V2.0, GenICam	
Certification	CE, FCC, RoHS, KC	

HIKROBOT

Hangzhou Hikrobot Technology Co., Ltd.
No.399 Danfeng Road, Binjiang District, Hangzhou 310051, China.
en.hikrobotics.com

Copyright Hikrobot

Hangzhou Hikrobot Technology Co., Ltd. All Rights Reserved. Hangzhou Hikrobot Technology does not tolerate any infringement content. The data herein is based on Hikrobot's internal evaluation. Actual data may vary depending on specific configuration the content has been checked conscientiously. Nevertheless, Hikrobot shall not be liable to damages resulting from errors, in

MaxxVision®

Sigmaringer Str. 121
70567 Stuttgart

Tel.: 0711 997 996 3

www.maxxvision.com