







Accessories PTZ-Kameras



Camera Mounting Brackets

	<p>Model 70 Thin Profile Wall Mount Bracket</p>	<ul style="list-style-type: none"> • Mounting hardware included • for EVI-D70/P/PW
	<p>Model 100 Thin Profile Wall Mount Bracket</p>	<ul style="list-style-type: none"> • Mounting hardware included • for EVI-D100/P
	<p>Model 300 Thin Profile Wall Mount Bracket</p>	<ul style="list-style-type: none"> • Wall Mount for Sony BRC-300/P Camera (Black) • Mounting hardware included
	<p>Model 700 Wall Mount Bracket</p>	<ul style="list-style-type: none"> • Wall Mount for Sony BRC-H700 Camera (Black) • Heavy Duty Metal Construction • Mounting hardware included
	<p>Model Z700 Wall Mount Bracket</p>	<ul style="list-style-type: none"> • Wall Mount for Sony BRC-Z700 Camera (Black) • Heavy Duty Metal Construction • Mounting hardware included
	<p>Model HD1 Thin Profile Wall Mount Bracket</p>	<ul style="list-style-type: none"> • Wall Mount for Sony EVI-HD1 Camera (Black) • Heavy gauge steel - Mounting hardware included
	<p>WallVIEW PRO HD1</p>	<ul style="list-style-type: none"> • Sony EVI-HD1 High Definiton Camera (1080i, 720p, 480i) • Pro Series EZCamera Cabling System for running IR, video, power & control over Cat. 5 cabling up to 500' • Thin profile wall mount bracket and Power Supply
	<p>WallVIEW PRO 300</p>	<ul style="list-style-type: none"> • Sony BRC-300P with 3 CCD module and 12x Lens and remote • Pro Series EZCamera Cabling System for running IR, video, power & control over Cat.5 cabling up to 500m • Thin profile wall mount bracket and Power Supply
	<p>WallVIEW 100 PTZ – black or white Version</p>	<ul style="list-style-type: none"> • Sony EVI-D100P PTZ Camera (Platinum Gray) • EZCamera Cable System for video, power and control over Cat. 5 • Thin profile wall mount bracket and Power Supply



IN-Wall Enclosures

	IN-Wall Enclosure	Recessed Camera Mounting Enclosure for the following cameras: <ul style="list-style-type: none"> • Sony EVI-D100/P PTZ Camera • Vaddio WallVIEW 100 PTZ • Vaddio Model 100 PTZ • Includes metal back box enclosure and face frame
	IN-Wall 70 Enclosure	Recessed Camera Mounting Enclosure for the following cameras: <ul style="list-style-type: none"> • Sony EVI-D70/P PTZ Camera • Vaddio WallVIEW 70 PTZ (w/o wall mount) • Vaddio Model 70 PTZ • Includes metal back box enclosure and face frame
	IN-Wall 300 Enclosure	Recessed Camera Mounting Enclosure for the following cameras: <ul style="list-style-type: none"> • Sony BRC-300P PTZ Camera • Vaddio WallVIEW 300 PTZ (w/o wall mount) • Includes metal back box enclosure and face frame • Reinforced camera platform for rigidity and strength
	IN-Wall HD1	Recessed Camera Mounting Enclosure for the following cameras: <ul style="list-style-type: none"> • Sony EVI-HD1 PTZ Camera • Vaddio WallVIEW HD1 (w/o wall mount) • Includes metal back box enclosure and face frame • Reinforced camera platform for rigidity and strength
	IN-Wall H700	Recessed Camera Mounting Enclosure for the following cameras: <ul style="list-style-type: none"> • Sony BRC-H700 PTZ Camera • Vaddio WallVIEW PRO & CCU H700 (w/o wall mount) • Includes metal back box enclosure, camera platform and face frame • Reinforced camera platform for rigidity and strength
	IN-Wall Z700	Recessed Camera Mounting Enclosure for the following cameras: <ul style="list-style-type: none"> • Sony BRC-Z700 PTZ Camera • Vaddio WallVIEW PRO & CCU Z700 (w/o wall mount) • Includes metal back box enclosure, camera platform and face frame • Reinforced camera platform for rigidity and strength





Control Panels

	Remote Control Unit	<ul style="list-style-type: none"> • control via RS-232C and RS-422 (Visca) • Easy to use 16 presets • up to 7 cameras via daisy chain
	Visca Control Panel	<ul style="list-style-type: none"> • Standard version with daisy chain control: up to 6 cameras • Starnet version: up to 12 or more cameras • RS232 and RS422 output for controlling the camera up to 1200m • 6 PRESET switches • Joystick Pan/Tilt control • Stepless speed control


Cables for EVI PTZ Cameras

	VISCA RS232 Cable	<ul style="list-style-type: none"> • for EVI cameras • 8 Pol Mini-DIN connector to 9 Pol SUB-D coupler in • 2 m / 5m / 10m / 15m • other lengths on request
	Daisy Chain Cable	<ul style="list-style-type: none"> • to connect multiple cameras (up to 7) • other lengths on request




Ceiling Camera Mounting Brackets and Accessories

	<p>Universal Wall / Ceiling Mount</p>	<p>Tubular J-shaped design for wall/ceiling mounting cameras</p> <ul style="list-style-type: none"> • Aluminum with silver/gray color • Cable Management Opening • Max. Load - 6 lbs (2.72kg) • Swivel Angle - 360°, Tilt Angle - 90° • ¼" - 20 Thread Mounting Screw • Dimensions: 9.5" x 8" (242mm x 203mm)
	<p>Expandable Wall Mount</p>	<p>Tubular Telescopic design for wall mounting cameras</p> <ul style="list-style-type: none"> • Aluminum with silver/gray color • Cable Management Opening • Max. Load - 6 lbs (2.72kg) • Swivel Angle - 360°, Tilt Angle - 90° • ¼" - 20 Thread Mounting Screw • Length: 12" to 18.3" (305mm x 465mm)
	<p>Long Expandable Wall/Ceiling Mount</p>	<p>Long Tubular Telescopic for wall and ceiling mount cameras</p> <ul style="list-style-type: none"> • Aluminum with silver/gray color • Cable Management Opening • Max. Load - 6 lbs (2.72kg) • Swivel Angle - 360°, Tilt Angle - 90° • ¼" - 20 Thread Mounting Screw • Length: 24" to 40" (610mm x 1016mm)
	<p>Different mountings</p>	<ul style="list-style-type: none"> • for Sony EVI-D70/P cameras • Wallmount • Ceiling mount • Pole mounts • Corner adapter • customizable solutions



Camera Enclosures - CoverVIEW

	<p>CoverVIEW</p>	<ul style="list-style-type: none"> • for Sony EVI-D100/P • Plenum rated metal backbox with conduit knockouts • Back Box interior is black to eliminate reflection • Attractive ABS plastic cover • Clear Acrylic Lens (rigid and pre-installed) • Two trim clips that conceal the four mounting screws
---	------------------	---

Housing

	<p>Indoor Dome</p>	<ul style="list-style-type: none"> • for Sony EVI-D70/P • Protection against dust and wetness • includes mounting for camera and camera power supply • robust aluminium housing • heater, fan and sunblind additional available • custom made color available
	<p>Outdoor Dome IP 66</p>	<ul style="list-style-type: none"> • for Sony EVI-D70/P • Protection against dust and wetness • equipped with heater, fan, sunblind, camera power supply and camera mounting • robust aluminium housing with powder coating (IP 66) • Easy installation (it comes completely wired, just build in the camera with 3 screws) • Different mountings for wall, ceiling or polemount available • custom made color available
	<p>Outdoor Dome IP 68</p>	<ul style="list-style-type: none"> • for Sony EVI-D70/P • housing made of flame resistant ABS and with security glass • Equipped with heater, fan, sunblind, camera power supply and camera mounting • robust aluminium housing with powder coating (IP 68) • easy installation (it comes completely wired, just built in the camera with 3 screws) • Different mountings for wall, ceiling or polemount available • custom made color available

More Accessories

	IR Spot	<ul style="list-style-type: none">• for EVI-D70/P• 24/7/365 usage• high performance LED• LED rays with 875nm (optional 950nm)• angle of radiation +/- 25 Grad• range of 6-7meter (at 0 lx)• easy mountable• power supply via camera
	Microfone	<ul style="list-style-type: none">• for EVI-D70/P• High sensitive• easy mountable• including preamplifier, mounting bracket, mounting ring• Power supply via camera• voltage distributor with bracket

MaxxVision®

Sigmaringer Str. 121

70567 Stuttgart

Tel.: +49 (0) 711 997 996 3

Fax: +49 (0) 711 997 996 50

www.maxxvision.com

info@maxxvision.com